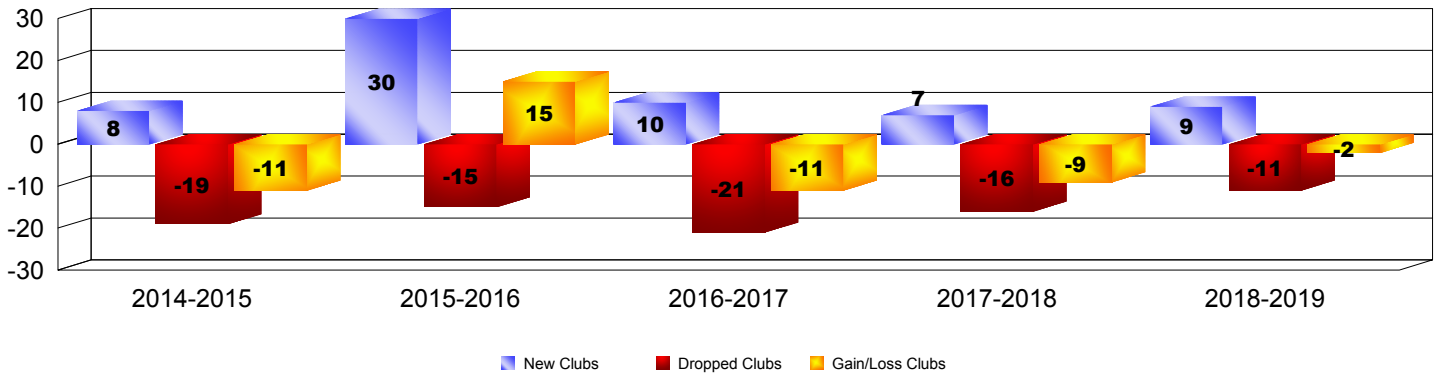
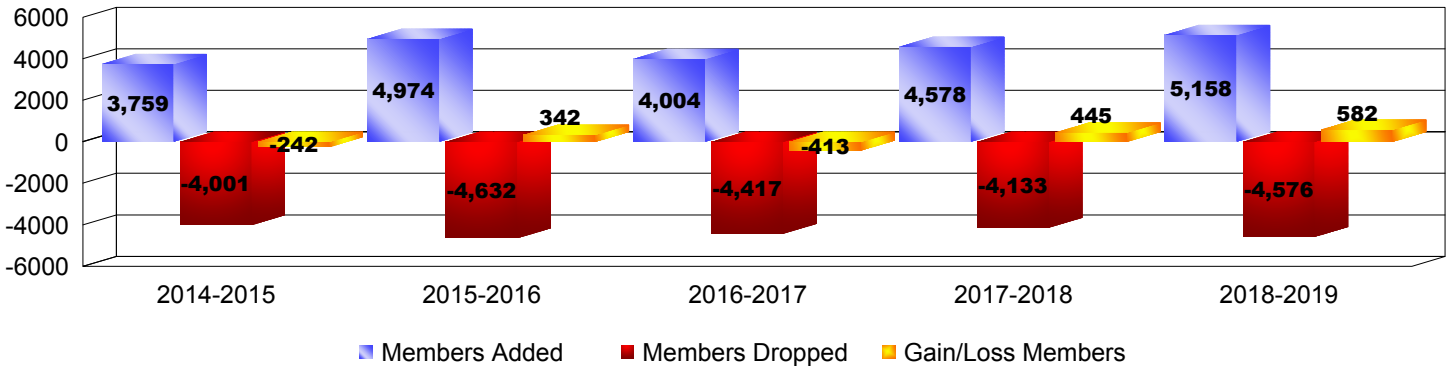


Year	New Clubs	Dropped Clubs	Gain/Loss Clubs	New Members	Charter Members	Reinstate Members	Transfer Members	Total Member Added	Total Members Dropped	Gain/Loss Members
2014-2015	8	-19	-11	3362	266	115	16	3759	-4001	-242
2015-2016	30	-15	15	3569	1091	282	32	4974	-4632	342
2016-2017	10	-21	-11	3350	444	178	32	4004	-4417	-413
2017-2018	7	-16	-9	3997	308	165	108	4578	-4133	445
2018-2019	9	-11	-2	4590	389	153	26	5158	-4576	582
Average	13	-16	-4	3774	500	179	43	4495	-4352	143

Clubs




Members



Membership Composition

June 2019 Cumulative



Gender Comparison

June 2019 Cumulative

